

WHAT ARE EXOSOMES

Exosomes are nano-sized, bioactive messengers that cells use to communicate with each other.

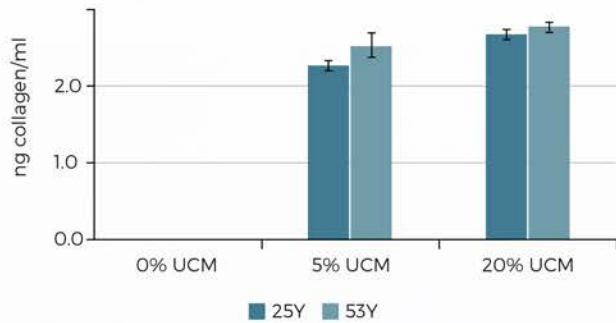
Exosomes from stem cells maintain a healthy physiological environment by introducing much needed young and vibrant proteins to the extracellular matrix and neighboring cells.

ERASE YEARS OF AGING

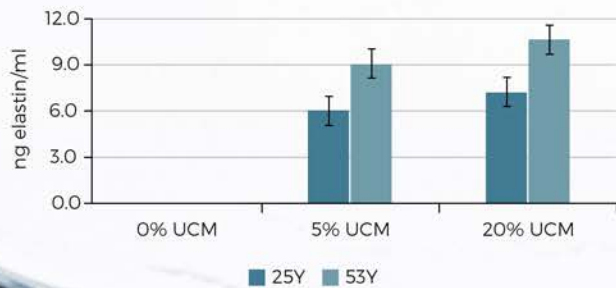
With as little as 5% UCM of **JuveXO**[®], skin cells from both a 25 and 53 year-old patient produced more collagen and elastin⁽²⁾.

Without **JuveXO**[®], skin cells did not secrete detectable amounts of collagen or elastin in our in vitro study.

SECRETED



SECRETED



JuveXO

REJUVENATE. NATURALLY.



INTENDED USE OF JUVEXO[®]

- + Designed to give skin a smoother and more luminous appearance
- + May improve skin tone and texture
- + May reduce redness and inflammation
- + A cosmetic product intended for topical use
- + Not approved for use as a drug

FOR MORE INFORMATION:

561-325-7000



141 NW 20TH Street, Suite G1
Boca Raton, FL 33431



info@RegenOMedix.com



RegenOMedix.com

JuveXO

REVOLUTIONIZING SKINCARE WITH
THE POWER OF EXOSOMES



JuveXO

JuveXO® is a high quality MSC-derived secretome produced through a patent pending technology that enables control of the protein type released by the stem cells⁽¹⁾.

JuveXO® has been specially engineered to contain high amounts of naturally occurring Types I and III Collagen, Elastin, Chondroitin Sulfate, Growth Factors and High Molecular Weight Hyaluronic Acid— making JuveXO® ideal for cosmetic use.

Produced from vigorously tested, postnatal human umbilical cord lining stem cells (ULSCs), our serum is cell-free and organic.

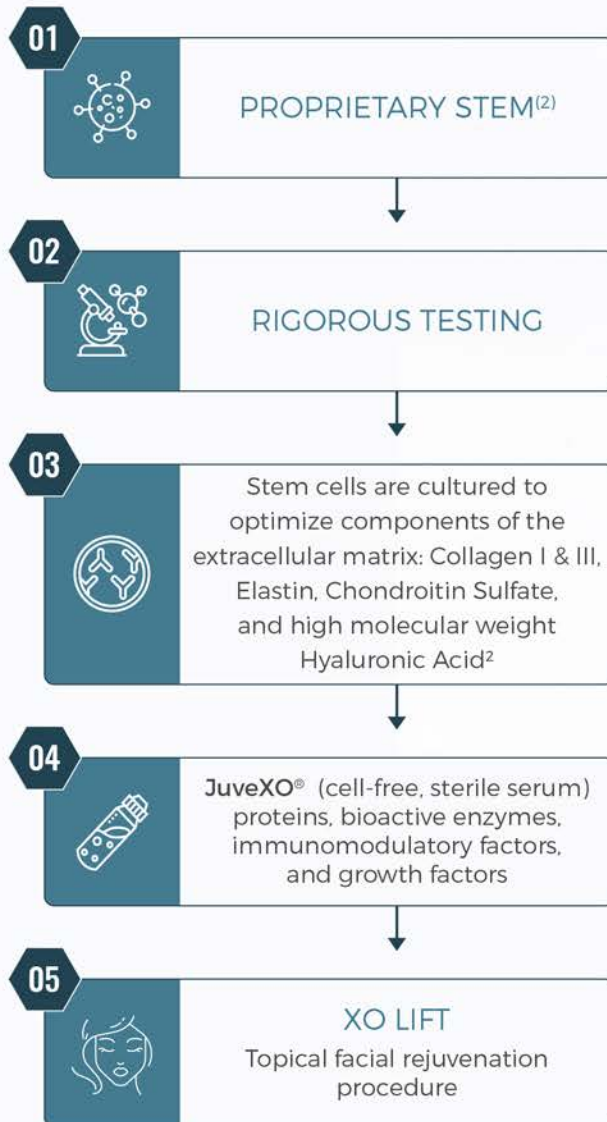
JuveXO
ABUNDANT IN
NATURALLY
PRODUCED

- Growth Factors
- Exosomes
- Collagen Type I & III
- Hyaluronic Acid
- Chondroitin Sulfate

JuveXO® contains High Molecular Weight Hyaluronic Acid. HMW-HA has been shown to attenuate the inflammatory response and promote regenerative healing in adult wounds⁽³⁾. JuveXO® Growth Factors have been optimized by proprietary research.

OVER 100 BILLION
EXOSOMES PER VIAL

HOW JUVEXO® IS MADE



SOURCES: 1. Gonzalez, R., et. al. An Efficient Approach to Isolation and Characterization of Pre-and Postnatal Umbilical Cord Lining Stem Cells for Clinical Applications. Cell Transplantation. 2010;19(1): 1439-1449. doi:10.3727/096368910X514260.

2. JuveXO®, Exosomes from Pure Umbilical Cord Lining Stem Cells Effect on Skin Fibroblast. Juvexo.com. 2019. <https://www.juvexo.com/research-studies/>. Accessed May 2020.

3. Zgheib C, Junwang X, Liechty K. Targeting Inflammatory Cytokines and Extracellular Matrix Composition to Promote Wound Regeneration. Adv Wound Care. 2014;3(4):344-355. doi:10.1089/wound.2013.0456

